

# SKHE 3500/1550-2,0



High Voltage Rectifier

## Rectifier Diode

SKHE 3500/1550-2,0

### Features

- Repetitive reverse voltage of 8000 V
- Epoxy case with screw terminals
- Can be series connected for higher voltage applications
- High  $I_{FSM}$  and  $i^2t$  ratings
- Avalanche characteristics
- For use in air or oil

### Typical Applications

- High voltage power supplies
- Measuring equipment
- RF transmission power supply
- Dust precipitators
- Lasers

Note:

Recommended maximum AC input voltage:  $V_{VRMS} = 3500\text{ V}$

$V_{(BR)}$ V	$V_{RRM}$ V	$I_{FRMS} = 7\text{ A}$ (maximum value for continuous operation) $I_{FAV} = 2,5\text{ A}$ (sin. 180; $T_{oil} = 75\text{ °C}$ )
10000	8000	SKHE 3500/1550-2,0

Symbol	Condition	Values	Units
$I_{FAV}$	sin. 180 ; $T_{amb} = 45\text{ °C}$	2,1	A
$I_{FSM}$	$T_{vj} = 25\text{ °C}$ ; 10 ms $T_{vj} = 150\text{ °C}$ ; 10 ms	270 240	A A
$i^2t$	$T_{vj} = 25\text{ °C}$ ; 8,3...10 ms $T_{vj} = 150\text{ °C}$ ; 8,3...10 ms	364 288	$A^2s$ $A^2s$
$V_F$	$T_{vj} = 25\text{ °C}$ , $I_F = 1,0\text{ A}$	max. 6,70	V
$V_{(TO)}$	$T_{vj} = 150\text{ °C}$	max. 6,0	V
$r_T$	$T_{vj} = 150\text{ °C}$	max. 63	$m\Omega$
$I_{RD}$	$T_{vj} = 150\text{ °C}$ ; $V_R = V_{RRM}$	max.1	mA
$Q_{rr}$		5	$\mu C$
$R_{th(j-c)}$		3	K/W
$R_{th(i-a)}$		8	K/W
$T_{vj}$		-40...+150	$^{\circ}C$
$T_{stg}$		-40...+150	$^{\circ}C$
$V_{isol}$		-	V~
$M_s$	to terminals (SI units) to terminals (US units)	0,9 8	Nm lb.in.
a		5 * 9,81	$m/s^2$
m	approx.	65	g
Case		SKHE 2	



SKHE

# SKHE 3500/1550-2,0

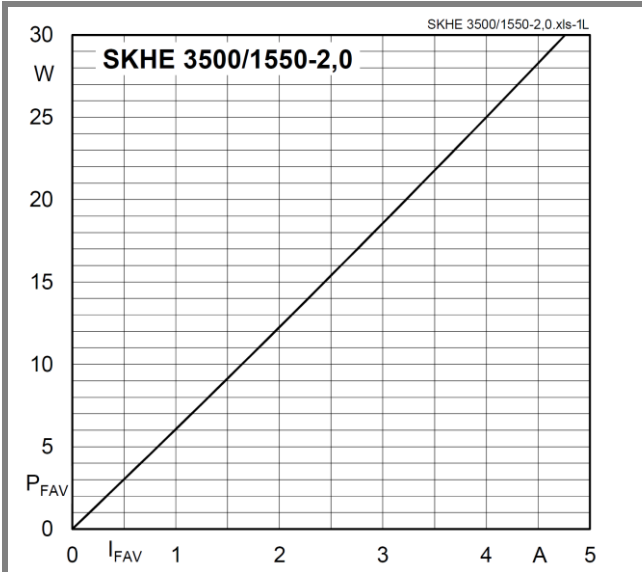


Fig. 1L Power dissipation vs. forward current

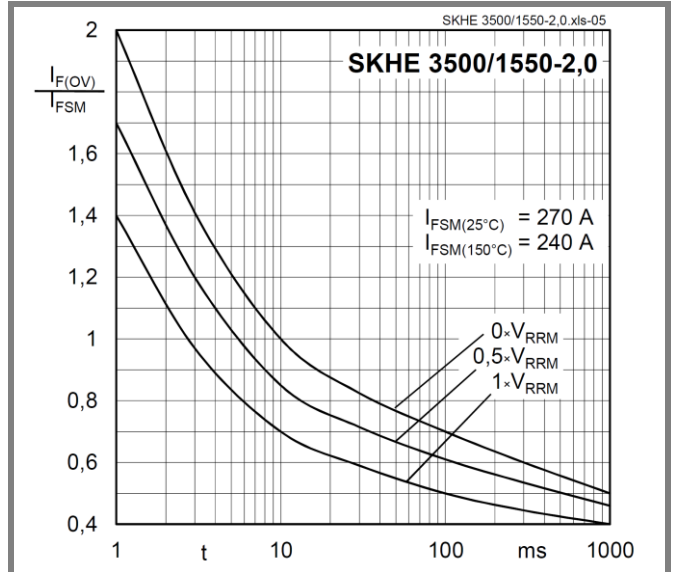


Fig. 5 Surge overload current vs time

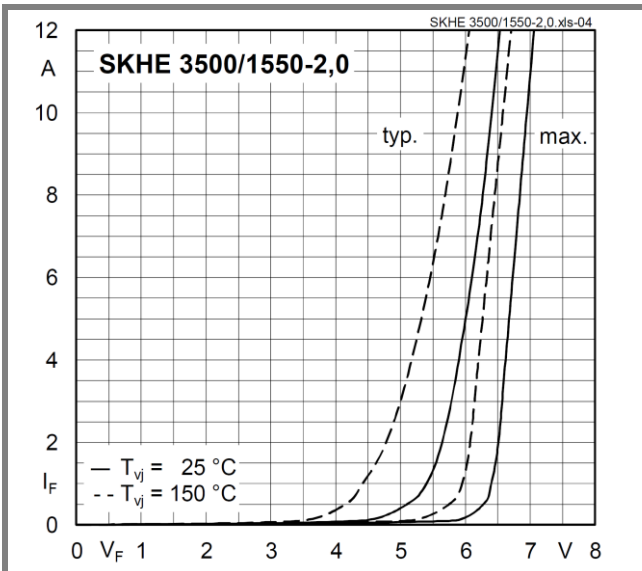


Fig. 4 Forward characteristics

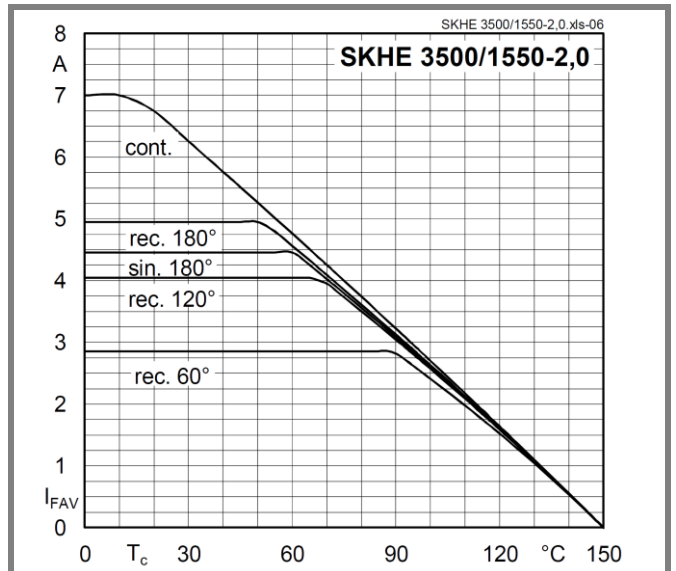
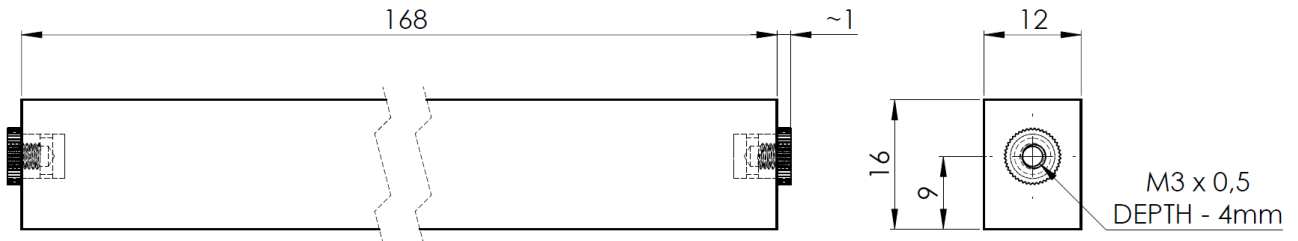


Fig. 6 Forward current vs case temperature

Dimensions in mm



## Case SKHE 2

### \*IMPORTANT INFORMATION AND WARNINGS

The specifications of SEMIKRON products may not be considered as guarantee or assurance of product characteristics ("Beschaffenheitsgarantie"). The specifications of SEMIKRON products describe only the usual characteristics of products to be expected in typical applications, which may still vary depending on the specific application. Therefore, products must be tested for the respective application in advance. Application adjustments may be necessary. The user of SEMIKRON products is responsible for the safety of their applications embedding SEMIKRON products and must take adequate safety measures to prevent the applications from causing a physical injury, fire or other problem if any of SEMIKRON products become faulty. The user is responsible to make sure that the application design is compliant with all applicable laws, regulations, norms and standards. Except as otherwise explicitly approved by SEMIKRON in a written document signed by authorized representatives of SEMIKRON, SEMIKRON products may not be used in any applications where a failure of the product or any consequences of the use thereof can reasonably be expected to result in personal injury. No representation or warranty is given and no liability is assumed with respect to the accuracy, completeness and/or use of any information herein, including without limitation, warranties of non-infringement of intellectual property rights of any third party. SEMIKRON does not assume any liability arising out of the applications or use of any product; neither does it convey any license under its patent rights, copyrights, trade secrets or other intellectual property rights, nor the rights of others. SEMIKRON makes no representation or warranty of non-infringement or alleged noninfringement of intellectual property rights of any third party which may arise from applications. Due to technical requirements our products may contain dangerous substances. For information on the types in question please contact the nearest SEMIKRON sales office. This document supersedes and replaces all information previously supplied and may be superseded by updates. SEMIKRON reserves the right to make changes.